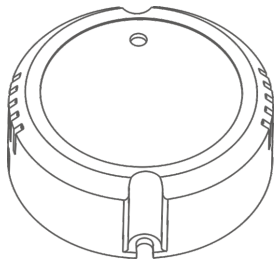


10V PWM Dimmer

Model: EBOX-AD
(for 0-10V driver)



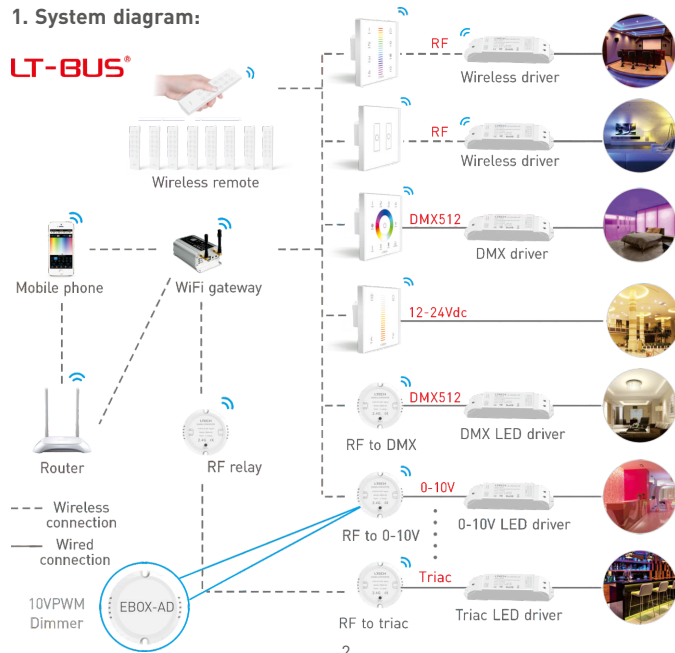
FC CE RoHS

warranty
5 years



1. System diagram:

LT-BUS®



2. Technical Specs:

EBOX-AD 10VPWM Dimmer

Input Voltage: 5-24Vdc

Output: 10V PWM

Wireless Signal: RF 2.4GHz

Working Temp.: -30°C-55°C

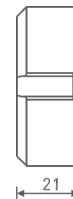
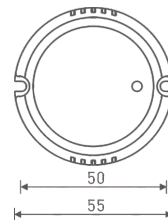
Dimensions: L55xW55xH21(mm)

Package Size: L65xW65xH26(mm)

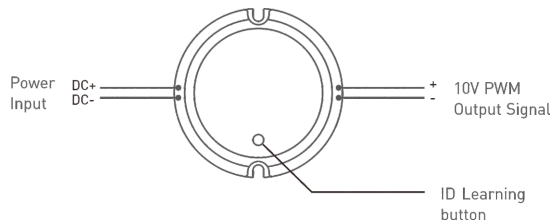
Weight(G.W.): 70g

3. Product Size:

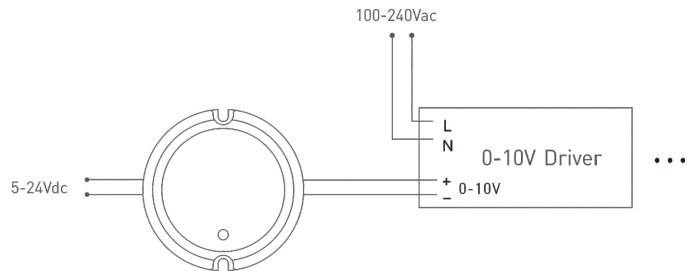
Unit: mm



4. Terminals:



5. Wiring Diagram:

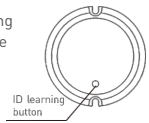


6. Match Code and Clear Code:

Match Code :

Step 1:

Short press "ID learning button" on dimmer, the lamps flicker, please complete step 2 in 10 seconds.



Step 2:

Match up with remote: Press any key on F1 remote (or the matching zone key on F5), match successfully.



Match up with panel: Touch the slider on EX1 panel (or the matching zone key on EX5), match successfully.



Match up with gateway: Click the corresponding DIM zone on mobile phone, then touch the color screen, match successfully.



Clear Code :

Long press "ID Learning button" on dimmer for 6 seconds, the lamps flicker 5 times, clear code successfully.

